


# Atech

## Supercharge your Microsoft 365 Copilot Prompts

A man with dark hair and glasses, wearing a white button-down shirt, is looking down at a laptop screen. The background is a blurred office setting. The image is overlaid with a dark blue diagonal shape on the left and a dark blue diagonal shape at the bottom right.

Copilot for Microsoft 365 is revolutionising the way we work. It leverages your Microsoft 365 data to automate tasks and generate insights, giving you more time to think strategically and creatively.

# Core Copilot Functions



## Increase Productivity

Automate routine tasks like summarising documents, drafting emails, and generating reports to save significant time and effort.




## Enhance Creativity

Generate new content in various formats so you can focus on creative and strategic tasks like brainstorming and designing.



## Improve Data Insights

Analyse data in Excel, suggest formulas and create stunning data visualisations to enhance data-driven decision-making.



## Streamline Communication

Manage and respond to communications quickly by summarising long email threads and drafting email replies.



## Better Meeting Management

Never miss a meeting and stay informed and engaged by summarising discussions, generating insights and recapping action items.



## Security and Compliance

To ensure all data remains protected, Copilot adheres to Microsoft 365's security, compliance, and privacy policies.

Mastering prompt engineering is essential to harness Microsoft 365 Copilot's full potential.

# Build Your Ideal Microsoft 365 Copilot Prompt

## Goal

Clearly define the desired outcome



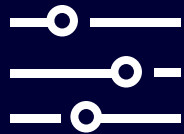
## Context

Provide background information



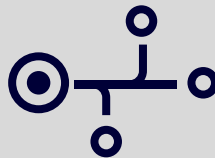
## Expectations

Specify format, tone and style preferences



## Source

Name the preferred information sources to consider



## Example:

“List **five benefits** of our product in a professional tone for a **client presentation, using their previous emails and product documentation.**”

”

# Tips for Building Better Copilot Prompts



Clearly define your desired response – avoid ambiguous statements



Iterate on prompt responses for better results



Place crucial information towards the end of your prompt



Follow Responsible AI Practices for safe and ethical usage



Promote Copilot and support users with dedicated Copilot Champions

Ready to unlock Copilot's full potential?  
Atech can help your organisation  
maximise its game-changing benefits.  
Sign up for our [Microsoft 365 Copilot  
Discovery Assessment](#) today.

**Ready to unlock Copilot's full potential?**